

# MDS ORBIT PLATFORM

## Secure, Reliable and Flexible Wireless Connectivity

As industrial SCADA and automation applications have evolved, corresponding requirements for security, reliability, and performance of communication networks have become more demanding. Furthermore, the diversity of topography and wireless spectrum conditions across regions is often difficult to address with any single wireless technology.

The MDS™ Orbit industrial wireless platform offers the security, reliability, performance, and wireless flexibility required for next-generation industrial networks. MDS Orbit enables customers to deploy advanced communications using diverse options of wireless technologies and frequencies.

MDS Orbit allows for communication over licensed spectrum, unlicensed spectrum, cellular and Wi-Fi in various form factors with single or dual radio options. Its advanced cybersecurity capabilities enable customers to secure and protect their networks and assets.

### Key Benefits

- Minimize network downtime with dual-radio uplinks using fast/smart auto-failover, including dual-modem cellular or Licensed plus cellular models
- New patented 3-Port Split TX/RX licensed model provides a lower cost solution with a smaller footprint for enhanced performance in environments with high interference
- Protect network and assets against cybersecurity attacks with powerful capabilities and electromagnetic pulse (EMP) compliance
- Whether operating a small network or hundreds of remote units per access point, MDS Orbit provides the best real-world performance in a licensed narrowband network
- Provide backwards compatibility with MDS SD Series or legacy MDS x710 radios to seamlessly expand or migrate networks for faster throughput and Ethernet capability

### Applications



#### Oil & Gas

- Well Head and Production Pad Controllers & Metering Automation
- Remote Field Office Connectivity



#### Water & Wastewater

- Monitoring and Control
- Maintenance Workforce Mobility



#### Emergency & Utility Vehicles

- Law Enforcement Connectivity
- Utility Workforce Mobility



#### Electric Utilities

- Field Area Network
- AMI Backhaul
- Workforce Mobility



#### Smart Cities & Municipalities

- Traffic Signals Control
- Video Security
- Weather Monitoring Stations



#### Heavy Industrial

- Train Control and Machinery Monitoring
- Excavation Machine Control



### Platform Flexibility

- A single platform enables networks with various radio technologies including dual radios with auto failover in a single device
- Public or Private LTE Solutions with new Dual-Active Tri-SIM Cellular routers for superior redundancy, including support for FirstNet, CBRS, Anterix, 450 MHz, and more
- Licensed solutions, including new patented 3-port split TX/RX technology, for improved performance in environments with high Interference
- High-performance 900 MHz FHSS enables low latency and high-throughput unlicensed networks with multipoint and store-and-forward
- Configurable automatic over-the-air radio firmware upgrades
- Flexible interfacing options including serial, Ethernet, USB, Wi-Fi, alarm input, and SFP

### Advanced Networking & Security

- Enterprise-class cybersecurity, including VPNs, key rotation, firewalling, auto-renewal certification and centralized authentication for advanced protection
- EMP hardened per MIL-STD-461G, RS105
- FIPS 140-2 (Level 2) based design
- Dual APN, Open VPN, FlexVPN, and VRF

### Industry Leading Reliability

- Superior performance in challenging environments, including adaptive power control, patented MAC, Dual-Active LTE, 3-port split TX/RX LN
- Patented Media Access Control (MAC) guarantees message delivery and eliminates collision at the access point
- Third-party certified for IEEE1613, IEC61850-3, and Class 1 Div 2 for deployment in harsh environments



GE VERNOVA

## MDS Orbit Platform Key Capabilities

### Flexible Networking

MDS Orbit's support for dynamic and static routing, as well as managed switch capabilities, facilitate the deployment in a multitude of network architectures. To achieve maximum uplink and application uptime, MDS Orbit supports a variety of high availability mechanisms such as interface bonding, spanning tree, layer 3 failover, VRRP, as well as latency and packetloss-based failover. GRE tunneling coupled with IPSec VPNs and DMVPN further enable the establishment of secure Virtual Private Networks (VPN) across any wireless technology.

### Enterprise-Class Security

The MDS Orbit platform is built on a comprehensive cybersecurity framework to enable the deployment of highly secure environments. It offers standards-based IPSec VPN and DMVPN capabilities with X.509 certificate management to allow the encryption of network paths and interoperability with non-GE devices. As an added layer of security, MDS Orbit supports the encryption of private radio links at the RF layer. RBAC and RADIUS enable local and centralized user authentication into the network. MDS Orbit's stateful firewall, as well as MAC-filtering capabilities ensure that only valid traffic is permitted through the network. Its secure boot and secure firmware protect against meddling with the hardware and software, and its magnetometer provides tamper-detection to secure against theft.

### Advanced Quality of Service (QoS)

MDS Orbit supports advanced QoS functionality with fair and priority queuing to enable deterministic latency and throughput performance with up to 16 application priority queues. Its traffic shaping allows applications such as SCADA to have a dedicated throughput on the uplink for predictable performance. MDS Orbit further supports classification based on DSCP, 802.1p, and other Layer 2-4 header information.

### Network Management and User Interface

The MDS Orbit platform supports standards-based SNMP and Netconf network and device management protocols for easy integration into MDS PulseNet as well as third-party network management software. It supports Command-Line Interface (CLI), an intuitive web-based Graphical User Interface (GUI) as well as wizards to simplify and speed the configuration of complex tasks. MDS Orbit's user experience is identical regardless of radio technology or form factor.



**MDS Orbit OCR**  
with Cellular



**MDS Orbit MCR**  
with Cellular and 900 MHz



**MDS Orbit ECR**  
with Cellular and Wi-Fi

## Diverse Radio Technology Options

### Licensed Spectrum

MDS Orbit's licensed radio technology offers multiple narrowband spectrum options with QAM modulation that maximizes available throughput for modern IP-based applications with best-in-class spectral efficiency. Performance is enhanced with raw data rates of up to 240 Kbps in a 50 kHz channel or up to 120 Kbps in a 25 kHz channel. IP header and payload compression as well as per-packet, per-remote, bi-directional adaptive modulation further optimize throughput on a pre-remote basis to ensure the network is not penalized for its lowest common denominator remote.

### Backwards Compatibility

For customers looking to upgrade legacy licensed networks, the MDS Orbit licensed radio technology supports 3-FSK modulation mode, which provides backwards compatibility with legacy x710 as well as SD base stations on the A Modem. Furthermore, for those customers who desire an at-your-own-pace migration, a GE MDS Master Station equipped with MDS Orbit radio modules and an embedded evolution module allows for the coexistence of both new and legacy networks by routing the traffic over the appropriate network.

### Unlicensed Spectrum

MDS Orbit's unlicensed radio offers cutting-edge performance in the 900 MHz ISM spectrum with its advanced MAC technology. MDS Orbit's patented MAC prevents ingress collision at the access point by synchronizing the network and allocating time slots for one remote to transmit at a time. It enables communication at 1.25Mbps with a latency as low as 5msec for latency-sensitive automation and protection applications. MDS Orbit's unlicensed 900MHz radio can be deployed in various topologies including point to point-to-point, point-to-multipoint, and a self-healing store-and-forward network.

### Cellular





MDS Orbit supports a variety of cellular technologies, including Dual-Active Tri-SIM and Dual-SIM models with roaming and profile switching based on signal quality.

Orbit supports communication over private LTE bands including CBRS, Anterix™ 900 MHz, and 450 MHz. An Orbit MCR can be configured with multiple technologies including cellular as a primary uplink or as backup for a primary licensed or unlicensed radio, or with the primary radio in an active-active configuration.

### Wi-Fi

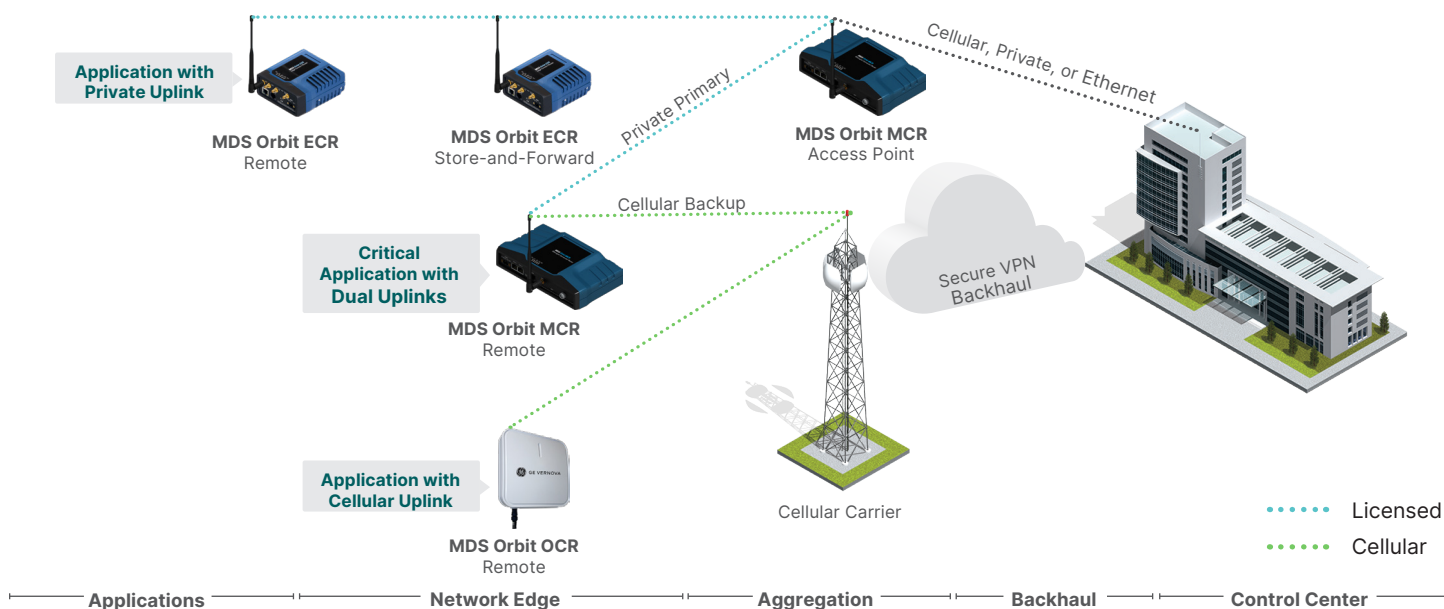
A Wi-Fi radio option can be selected as a standalone, or as a secondary radio for licensed, unlicensed, or cellular radios. MDS Orbit offers two versions of Wi-Fi to meet performance and cost requirements. A 802.11 b/g/n 2.4 GHz Wi-Fi option supports up to seven clients/hosts per AP. A 802.11 a/b/g/n 2.4/5 GHz option provides enhanced dual antenna (MIMO) performance and 32+ clients per AP.

## The MDS Orbit Platform Models & Radio Support

MDS Orbit Models	MCR (Multiservice-Connect Router) Standard 	MCR (Multiservice-Connect Router) High Port Density 	ECR (Edge-Connect Router) 	OCR (Outdoor-Connect Router) 
PORT DENSITY				
Port Combination & Density Options (Factory-configured)	2 Ethernet, 1 Serial, 1 USB 1 Ethernet, 2 Serial, 1 USB	1 SFP, 2 Ethernet, 2 Serial, USB* 4 Ethernet, 2 Serial, 1 USB 6 Ethernet, 1 USB*	1 Ethernet, 1 Serial, 1 USB	1 PoE Ethernet 1 PoE Ethernet, 2 N-type Antenna Connectors
RADIO COMBINATIONS				
	1 WAN-Radio 1 WAN-Radio + 2.4 GHz Wi-Fi			
	2 WAN-Radios (limited options) 2 LTE WAN-Radios* 1 LN WAN-Radio with 3 port split TX/RX* 1 WAN-Radio + 2.4/5 GHz Wi-Fi		1 WAN-Radio + 1 LTE WAN-Radio	
WAN-RADIO Technologies				
Cellular Radio Options	3G/4G Dual SIM LTE North America 2G/3G/4G Dual SIM EMEA. LATAM Private LTE Bands			
Unlicensed Radio Options	902-928 MHz FHSS			
Licensed Radio Band Options	135-156 MHz 150-174 MHz 216-237 MHz 220-222 MHz 330-406 MHz		406.1-470 MHz 450-520 MHz 757-758, 787-788 MHz 800-870 MHz 896-960 MHz	
Wi-Fi RADIOS				
Wi-Fi	2.4 GHz 802.11b/g/n 2.4/5 GHz MIMO 802.11a/b/g/n			

## MDS Orbit Hybrid Network Example

Industrial customers depend on more than one wireless technology to extend connectivity to their field assets. The MDS Orbit platform offers a rich portfolio of wireless technologies in various form factors, as well as single or dual radio options to facilitate the deployment in various applications and scenarios. The common platform offers a seamless and unified user experience regardless of the wireless technology used. It simplifies radio operation and management, and helps reduce learning curves and operational costs.



## NETWORKING

- IPv4 Routing OSPF, EBGp, RIPv2 with performance-based route failover
- IPv6 Routing\*
- Full managed switch capability, IEEE 802.3, 802.1Q/VLANs, 64 VLANs, STP
- Concurrent Bridging & Routing
- GRE Tunneling with Layer 2 (Ethernet) and Layer 3 support
- Route/path failover between any two wireless/Ethernet interfaces based on link loss, latency degradation, or packet loss thresholds
- Quality of service: 16 egress queues, priority queuing, fair queuing, traffic shaping, classification based on DSCP, 802.1p and layer 2-4 classifiers
- IP Protocols TCP, UDP, ARP, DHCP, ICMP, NTP, FTP, SFTP, TFTP, DNS, configurable HTTP and HTTPS, SSH
- SCADA / Automation Protocols: Modbus RTU, Modbus ASCII, DNP3, Allen-Bradley DF1, BSAP, IEC 101, Modbus TCP, Modbus via TCP, Modbus, UDP, DNP3, IEC 104
- Serial TCP server, Modbus/TCP, Modbus RTU, TCP client, UDP
- Unicast and Multicast, BSAP, and DNP3
- Dual APN, VRF, Open VPN, FlexVPN, and VPN DPD

## SECURITY

- IPsec VPN Server (responder) and Client (initiator) with DMVPN
- Authentication Public Key, EAPTLS, Pre-Shared, IKE 1-2
- Encryption : 3DES, AES 128/192/256, CBC, CTR, CCM, GCM, SHA 256/384/512 HMAC
- Firewalling: Stateful Layer 3-4 Firewall with MAC Filtering, NAT, Source NAT (Masquerading), Static NAT, Port Forwarding, rule violation notifications
- Device Security : Secure Boot, Secure Firmware, Digitally Signed Hardware and Software, Magnetometer Tamper Detection
- Certificate Management: X.509, SCEP, PEM, DER, RSA
- Automatic certificate renewal/re-enrollment
- User Authentication: Local RBAC, AAA/RADIUS, 802.1x
- FIPS 140-2 (Level 2) certified\*

## LICENSED RADIO SUMMARY

- 700 MHz Wideband:
  - L7W: 757 - 758 and 787 - 788 MHz
  - Channel Bandwidths: 570 kHz, 315 kHz, 195 kHz
  - Modulations: OFDM: QPSK and 16 QAM
  - Max Throughput: 1.2 Mbps
  - Average power: 100 mW – 1 W (20 - 30 dBm)
  - FEC Rates: 1/2, 3/4, Hybrid ARQ
- Narrowband Frequency Bands:
  - L1B: 150 - 174 MHz
  - L1C: 135 - 156 MHz
  - L2B: 220 - 222 MHz
  - L2X: 216 - 237 MHz
  - L4A: 330 - 406 MHz
  - L4C: 450 - 520 MHz
  - L4E: 406.1 - 470 MHz
  - L7A: 757 - 758 and 787 - 788 MHz
  - L9A: 800 - 870 MHz
  - L9C: 896 - 960 MHz
- Channel Size: 5, 6.25, 12.5, 25, and 50 kHz\*\*
- Operation Modes: Access Point, Remote, Store & Forward
- Duplex Mode: Simplex, Half-Duplex
- Modulation: CPFSK, QPSK, 16QAM, 32QAM, 64QAM, Bi-Directional Adaptive Modulation
- Backward compatibility with MDS SD Series and x710 Master Stations using QPFSK
- Raw Data Rate: Up to 240 Kbps in 50kHz and 120 Kbps in 25kHz
- Compression: IP Header and Payload
- FEC: Dynamic, per packet
- Average TX Power: up to +36 dBm

## UNLICENSED RADIO SUMMARY

- Frequency Bands: 902-928 MHz FHSS
- Occupied Bandwidth 152 to 1320 kHz, up to 80 channels
- Modulation: 2, 4-level GFSK, Adaptive
- Raw Data Rates: 125Kbps, 250Kbps, 500 Kbps, 1000 Kbps, 1250 Kbps
- Latency of < 5 msec
- Operation Modes: Access Point, Remote, Store & Forward
- Duplex Mode: Half-Duplex
- Compression: IP Header and Payload
- TX Power: 1 watt, configurable

## CELLULAR RADIO SUMMARY

- Cellular Options (with Dual SIM and GPS):\*
- 4GB: 4G LTE-A Pro FirstNet Ready™, CBRS, US - AT&T, Verizon, FCC, IC, PTCRB
  - 4GC: 4G LTE NAM - Anterix™ 900 MHz, AT&T, Verizon, Bell, FCC, IC, CE, PTCRB
  - 4GD: 4G with 2G/3G fallback EMEA/LATAM/Australia - CE, GCF, Anatel, RCM/ACMA
  - 4GF: 4G LTE with 4G: 4G LTE
  - 4GG: LTE with 4G: 4G LTE
  - 4GB+4GY: Dual-Active LTE MCR - Anterix™ 900 MHz, FirstNet Ready™, CBRS, AT&T, Verizon, US Cellular, Bell, Telus, Rogers, FCC, IC, PTCRB, GCF
  - 4GD+4GD: Dual-Active LTE MCR - CE, GCF, Anatel, RCM/ACMA
  - M1A: LTE CAT-M1 450 MHz CE, GCF, Anatel\*
  - M1B: LTE CAT-M1 Australia: RCM, Telstra\*

## WI-FI RADIO SUMMARY

- IEEE 802.11 b/g/n 2.4 GHz option:
- 1x1 SISO (single antenna/radio chain)
  - Scalability up to 2 SSIDs, up to 7 clients/stations
  - Max transmit power (adjustable): up to 20dBm
  - Operating modes: Access Point (AP), Station, Station bridging
  - Security: WPA/WPA2 PSK, Enterprise
  - Applications:
    - Local configuration and management using Wi-Fi devices
    - Station/client connecting to a 2.4GHz AP in outdoor LOS environment
    - Small-scale 2.4GHz AP operating in outdoor LOS environment

- IEEE 802.11 a/b/g/n Dual-Band 2.4/5 GHz option:
- 2x2 MIMO (dual antenna/radio chain)
  - Scalability up to 2 SSIDs, up to 32+ clients/stations
  - Max transmit power (adjustable): up to 26dBm (23dBm per antenna/chain) for 2.4GHz and 23dBm (20dBm per antenna/chain) for 5GHz
  - 5GHz (U-NII-1 and U-NII-3 bands supported)
  - Operating modes: Access Point, Station, Station bridging, Access-Point-Station (simultaneous AP and Station operation)
  - Security: WPA/WPA2 PSK, Enterprise
  - Applications:
    - Local configuration and management using Wi-Fi devices
    - Station/client connecting to a 2.4GHz/5GHz AP in indoor/outdoor LOS/NLOS environment
    - Large-scale AP

## MANAGEMENT

- Support for MDS LaunchNET with 'Zero-touch' or 'One-touch' for easy field provisioning
- MDS PulseNET NMS Support
- Secure device management via HTTP/HTTPS, (GUI) and Juniper-style CLI via SSH or local console
- Event logging, Syslog over TLS
- Iperf throughput diagnostic
- NETCONF
- SNMPv1/v2c/v3, MIB-II, Enterprise MIB

## ORBIT MODEL INTERFACES

- MCR Standard Option A
  - (2) 10/100 Ethernet, RJ45
  - (1) RS232/485 Serial, RJ45
  - (1) mini USB 2.0
- MCR Standard Option B
  - (1) 10/100 Ethernet, RJ45
  - (2) RS232/485 Serial, RJ45
  - (1) mini USB 2.0
- MCR SFP Option\*
  - (2) 10/100/1000 Ethernet, RJ45
  - (2) RS232/485 Serial, RJ45
  - (1) mini USB 2.0
  - (1) 1000BASE-X SFP
- MCR High Density Option
  - (4) 10/100 Ethernet, RJ45
  - (2) RS232/485 Serial, RJ45
  - (1) mini USB 2.0
- MCR 6 Ethernet Option\*
  - (6) 10/100/1000 Ethernet
  - (1) mini USB 2.0
- ECR
  - (1) 10/100 Ethernet, RJ45
  - (1) RS232/485 Serial, RJ45
  - (1) mini USB 2.0
- MCR/ECR Antenna Connectors
  - Licensed NB:TNC
  - 900 MHz Unlic: TNC
  - Wi-Fi: RP-SMA
  - Cellular: SMA
  - GPS: SMA female
- OCR\*
  - (1) 10/100 PoE Ethernet, RJ45
  - (2) N-Type Antenna Connectors (Optional)

## MECHANICAL

- Dimensions MCR – 1.75 H x 8.0 W x 4.8 D in., 4.45 x 20.32 x 12.19 cm
- Weight MCR – 2 lbs, 0.91 kg
- Dimensions ECR – 2.1 H x 4.3 W x 4.6 D in., 5.33 x 10.92 x 11.68 cm
- Weight ECR – 1.45 lbs, 0.65 kg
- Dimensions OCR: 15.59 H x 15.43 W x 3.9 D in.; 39.6 x 39.2 x 9.9 cm"
- Mounting Options Integrated DIN Rail mount and Standard Mounting bracket, or Horizontal DIN Mount
- No Fans, No Moving Parts
- Case Die Cast Aluminum

## ENVIRONMENTAL

- Operating Temp -40° to +70°C (-40° 158°F)
- Storage Temp -40° to +85°C (-40° 185°F)
- Humidity 95% at 60°C (140° F) non-condensing

## ELECTRICAL &amp; POWER CONSUMPTION

- Input Voltage 10 to 60 VDC
- Power Consumption Calculations with nominal 25C at 13.8V

WITH 4G LTE	POWER	13.8V
Connected (Idle)	4.0W	292mA
Typical download	4.3W	310mA
WITH 4G LTE + WI-FI	POWER	13.8V
Connected (Idle)	4.8W	350mA
Typical download	5.5W	400mA
WITH 900MHz ISM	AP	REMOTE
Idle	293mA	235mA
50% Duty Cycle	382mA	365mA
WITH LICENSED NB	AP	REMOTE
Idle	910mA	350mA
50% Duty Cycle	950mA	780mA

## AGENCY APPROVALS/STANDARDS

- IEC 62368-1 IECCE CB Scheme ETSI EN 908-1
- FCC Part 15, 90, 80, 101, 27, 95 and ISSED equivalent
- ETSI EN 300-113, ETSI EN 302-561
- EN 18031-1 Common security requirements for radio equipment
- IEEE 1613†, IEC 61850-3
- CSA Class 1, Div. 2, CSA C22.2 No. 142-M1987 & 213-M1987
- ANSI/ISA • 12.12.01 • 2015, UL 916, 5th Ed., EN60950
- ETSI EN 301 489-1, ETSI EN 301 489-5
- EMP: MIL-STD-461G, RS105 Electro Magnetic Pulse
- Shock: MIL-STD-810F Method 516.5
- Vibration: MIL-STD-810F Method 514.5
- Shock and Vibration: EIA RS374A
- Storage Temp: Mil-Std 810F Section 501.4 with 1 week soak test
- IP 40/41 per IEC 60529 for Vertical Falling Water and Pollution 3 for Dust
- IEC 60068-2-1 Cold; IEC 62262 & IEC 60068-2-75 Shock; IEC 60068-2-2 Dry Heat; IEC 60068-2-2-38 Composite temperature/humidity cyclic
- IP67 environmental rating (OCR only)

† Requires an external DC to DC converter having floating DC inputs (neither side grounded)

## WARRANTY

5-year standard manufacturer warranty on all Orbit MCR/ECR models.

\* Check with local sales representative for availability.

\*\* L1C, L2X, L4A, L4C, L7A, L9A, L9C Orbit band options support 12.5, 25, and 50 kHz. L2B supports 5 kHz only. Other band options support 6.25, 12.5, and 25 kHz.

For more information  
visit **[gevernova.com/grid-solutions](https://gevernova.com/grid-solutions)**

©2025 GE Grid Solutions, LLC, a GE Vernova company, and/or affiliates. All rights reserved.  
GE is a trademark of General Electric Company and is used under trademark license. GE, the  
GE monogram, GridBeats, Multilin, FlexLogic, and EnerVista are trademarks of GE Vernova.  
GE Vernova reserves the right to make changes to specifications of products described at  
any time without notice and without obligation to notify any person of such changes.



**GE VERNOVA**

GEA35747  
English  
250424